

2/2 Way Pneumatic Single & Double Acting Operated Angle Type On / Off Control Valve

"aira"

offers 2/2 Way Single Acting & Double Acting type Pneumatic Actuator Operated Investment Casting Angle Type Control Valve.

Size Range : 1/2" to 4" (Screwed / Flanged)



SRT / SRK Model TYPES	
Normally Close	Energised To Open
Normally Open	Energised To Close

ASV / TOF Model TYPES
DOUBLE ACTING
SINGLE ACTING

Actuator Specification

Port Connection	1/4" BSP (NPT On Request)
Operating Pressure	4.5 to 7 BAR (1/2" to 2"), 5 to 7 Bar (2.1/2" to 4")
Operating Cycles	350 to 650 Cycles / Hr.

Features :

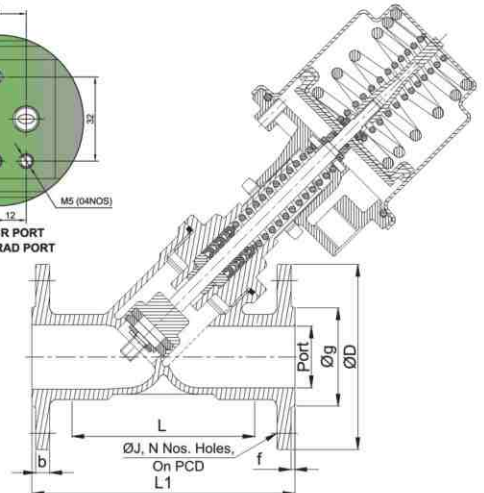
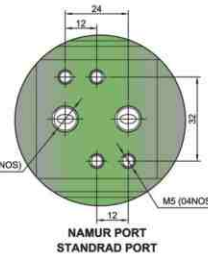
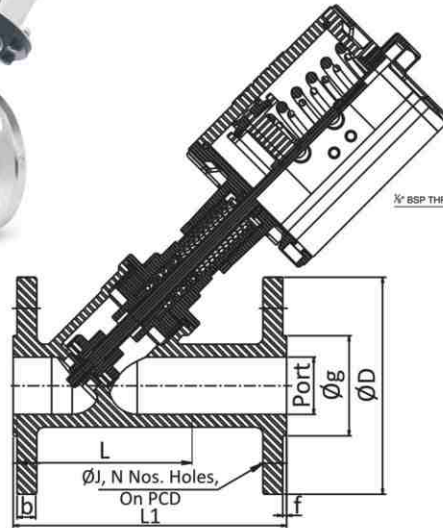
- "Y" Type Construction for ON/OFF application having self - Cleaning features.
- Best choice for speedy and multiple operation.
- Due to Angle shape, easy to mount at congested place.
- Due to Angle seated body, Insensitive to the contaminated fluids.
- Full flow with negligible pressure drop.

Valve Specification

Body Test Pressure	24 Bar Maximum
Working Pressure	Upto 10 BAR
Working Temperature	On Steam - Continuous 155 °C, Intermittent 180 °C with Teflon Seating Buna Nitrile 80 °C, EPDM 120 °C, Viton 220 °C
Leakage	As Per ANSI B 16, 16.104 Leakage Class VI Shut off tight / Bubble Tight

Accessories :

- 3/2 & 5/2 Way Namur Solenoid Valve
- Pilot Valve
- On / Off Type Limit Switch
- Combination (Filter + Regulator)
- Moisture Separator
- Quick Exhaust Valve

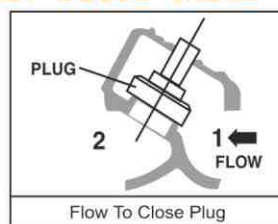
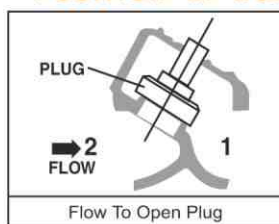


Dimensions :

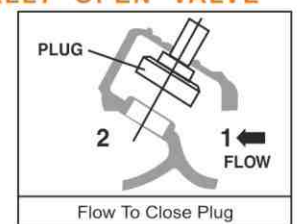
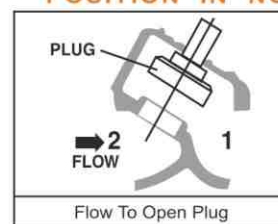
(All Dimensions are in mm)

Valve Model	Size		SRT / ASV L	SRK / TOF L1	Port	ØD	b	Øg	f	ØJ	N	PCD	Weight Kgs.	
	Inch	MM											S/E	F/E
SRT/SRK/ASV/TOF - 15	1/2"	15	65	131.40	12.5	88	8	34.9	1.6	15.9	04	60.3	1.760	3.000
SRT/SRK/ASV/TOF - 20	3/4"	20	75	151	19	98	7.5	42.9	1.6	15.9	04	69.9	2.220	3.560
SRT/SRK/ASV/TOF - 25	1"	25	90	160	25	106	7.5	50.8	1.6	15.9	04	79.4	3.000	4.900
SRT/SRK/ASV/TOF - 32	1.1/4"	32	102	184	30	---	---	63.8	1.6	15.9	04	---	7.320	10.240
SRT/SRK/ASV/TOF - 40	1.1/2"	40	125	189	38	125	7.5	73	1.6	15.9	04	98.4	10.440	14.560
SRT/SRK/ASV/TOF - 50	2"	50	151	230	49	150	8	92.10	1.6	19.05	04	120.7	---	---
SRT/SRK/ASV/TOF - 65	2.1/2"	65	195.5	239	64	180	15.9	104.8	1.6	19.05	04	139.7	---	---
SRT/SRK/ASV/TOF - 80	3"	80	195	250	75	190	19	127	1.6	19.05	04	152.4	---	---
SRT/SRK/ASV/TOF - 100	4"	100	314	420	102	230	22.3	157.2	1.6	19.05	08	190.50	---	---

POSITION IN NORMALLY CLOSE VALVE



POSITION IN NORMALLY OPEN VALVE

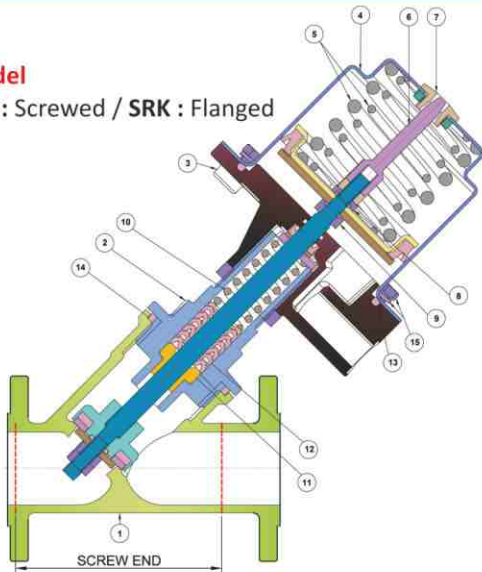


Note : Since, constant worldwide advancement in technology, We keep our rights reserved to make changes time to time in Technical specifications and Dimensions without prior notice.

Pub. on: January, 2015 (Rev.-01)

Model

SRT : Screwed / SRK : Flanged



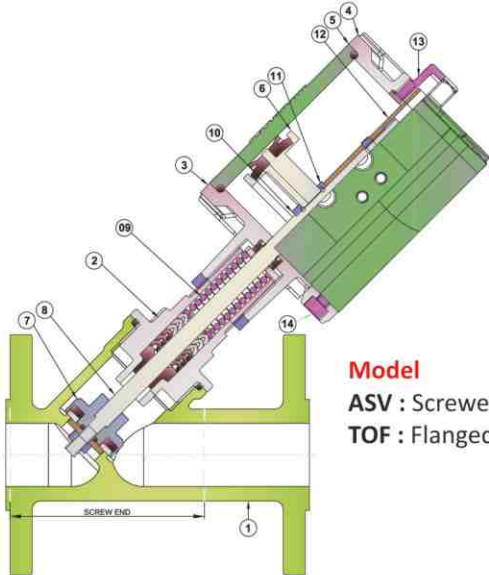
No.	DESCRIPTION	Material	Qty.
1	Body	CF8 / CF8M	01
2	Bonnet	CF8 / CF8M	01
3	Flange	Allu. Alloy	01
4	Cap	S. S. 304	01
5	Piston Spring (R.H.) & (L.H.)	Spring Steel	01
6	Piston Indicator	Nylon	01
7	Piston Indicator Guide & Nut	Nylon	01
8	Piston Collar (Small)	Brass	01
9	Piston Collar (Big)	Brass	01
10	Spring for Bonnet	S. S. 304	01
11	"T" Bush (Guide Bush) Bonnet	PTFE + C	01
12	Bonnet (U-Seal)	PTFE + C	02
13	O-Ring For Flange	NBR	01
14	Teflon for Body (Sealing Gasket)	PTFE	01
15	Piston Cap Hex Bolt & Spring Washer	S. S. 304	06

Double Acting Description

No.	DESCRIPTION	Material	Qty.
1	Body	CF8 / CF8M	01
2	Bonnet	CF8 / CF8M	01
3	Flange Bottom Cover	CF8 / CF8M	01
4	Flange Top Cover	CF8 / CF8M	01
5	Act. Cap	Aluminium	01
6	Piston	Aluminium	01
7	Plug	S. S. 304	01
8	Plug + Piston Shaft	S. S. 304	01
9	Spring For Bonnet	M. S.	01
10	Piston Collar (Big)	Brass	01
11	Piston Collar (Small)	Brass	01
12	Indicator For Piston	Nylon / Alumi.	01
13	Dom Indicator	Nylon	01
14	Socket Head Cap Screw	Std.	08

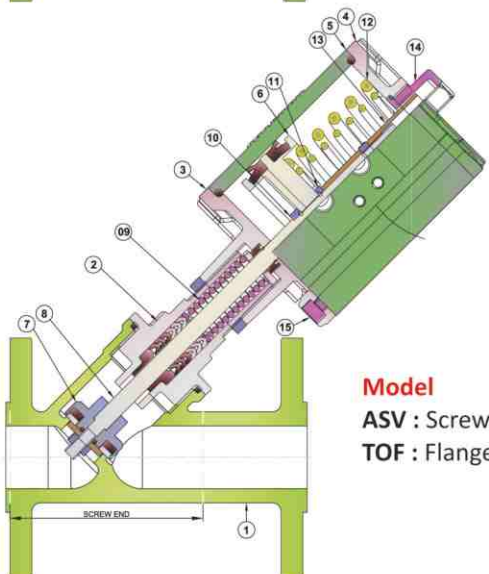
Model

**ASV : Screwed
TOF : Flanged**



Model

**ASV : Screwed
TOF : Flanged**



Single Acting Description

No.	DESCRIPTION	Material	Qty.
01	Body	CF8 / CF8M	01
02	Bonnet	CF8 / CF8M	01
03	Flange Bottom Cover	CF8 / CF8M	01
04	Flange Top Cover	CF8 / CF8M	01
05	Act. Cap	Aluminium	01
06	Piston	Aluminium	01
07	Plug	S. S. 304	01
08	Plug + Piston Shaft	S. S. 304	01
09	Spring For Bonnet	M. S.	01
10	Piston Collar (Big)	Brass	01
11	Piston Collar (Small)	Brass	01
12	Spring For Piston	Spring Steel	01
13	Indicator For Piston	Nylon / Aluminium	01
14	Dom Indicator	Nylon	01
15	Socket Head Cap Screw	STD.	08

Note : Since, constant worldwide advancement in technology, We keep our rights reserved to make changes time to time in Technical specifications and Dimensions without prior notice.

Pub. on: January, 2015 (Rev.-01)